

Region:	Sicily, Calabria						Archetype code: EDUC_ 1940-1980_BCDE_SIC_CAL	
Building category:	Primary school short staying							
Period of construction:	1940-1980							
Climatic zone:	B-C-D-E		Number of records:		6			
<b>Description</b> (the codes associated with walls and slabs refer to the structures described in UNI/TR 11552:2014): <u>External walls</u> : stone masonry (cod. MPI02); Double layer of hollow bricks (8 cm + 12 cm) with low insulated air gap (cod. MCV02). Double layer of hollow bricks (8 cm + 12 cm) with uninsulated air gap (cod. MCV01). <u>Slabs</u> : reinforced brick-concrete slab (22 cm) plus uninsulated concrete screed (4 cm) (cod. SOL04)							<b>Data sources:</b> Project documentation (70%) Standards (9%) Expert assumption (9%) Others (12%) #	
	Data	Symbol	Unit of measure	Mean value	Standard deviation	Q1 (first quartile)	Median value	Q3 (third quartile)
BUILDING GEOMETRY	Number of floors	$n_f$	-	2.33	0.82	1.75	2.50	3.00
	Gross height	$H_g$	m	9.14	3.35	6.40	9.50	11.98
	Footprint area	$A_{\text{footprint}}$	m <sup>2</sup>	1321.40	905.77	851.60	982.50	1662.75
	Heated gross floor area	$A_{H,g}$	m <sup>2</sup>	2263.34	1289.95	1008.52	2205.50	3618.75
	Heated net floor area	$A_{H,n}$	m <sup>2</sup>	1632.87	893.20	833.55	1417.11	2549.10
	Heated gross volume	$V_{H,g}$	m <sup>3</sup>	8648.24	5101.36	3632.64	8333.82	13935.98
	Heated net volume	$V_{H,n}$	m <sup>3</sup>	6569.67	3706.01	2938.27	6395.57	10178.43
	Compactness ratio	$A_{\text{env}}/V_{H,g}$	m <sup>-1</sup>	0.46	0.18	0.32	0.42	0.56
	WWR – North orientation	$WWR_N$	-	0.14	0.04	0.09	0.14	0.17
	WWR – South orientation	$WWR_S$	-	0.16	0.05	0.11	0.16	0.20
	WWR – East orientation	$WWR_E$	-	0.16	0.07	0.10	0.18	0.23
	WWR – West orientation	$WWR_W$	-	0.14	0.04	0.10	0.14	0.18
	Window to useful floor area ratio	$A_{wi}/A_{\text{use}}$	-	0.15	0.05	0.12	0.13	0.17
ENVELOPE	Roof type	Reinforced brick-concrete slab: 50%, Reinforced brick-concrete slab, low insulation: 33%, Reinforced brick-concrete, high insulation: 17%						
	U-value of the roof	$U_{f,up}$	W/(m <sup>2</sup> ·K)	1.31	0.62	0.75	1.58	1.78
	External walls type	High density stone masonry: 50%, Hollow brick masonry, low insulation: 33%, Hollow brick masonry: 17%						
	U-value of the wall	$U_{wl}$	W/(m <sup>2</sup> ·K)	1.12	0.46	0.63	1.10	1.61
	Slab on ground floor type	Concrete floor: 67%, Reinforced brick-concrete slab: 33%						
	U-value of the floor	$U_{f,lfw}$	W/(m <sup>2</sup> ·K)	1.36	0.32	1.13	1.45	1.56
	Windows type	Single glazing, aluminum frame: 50%, Double glazing, aluminum frame, no thermal break: 17%, Double glazing aluminum frame, with thermal break, 17%, Double glazing, PVC frame: 16%						
	U-value of the windows	$U_W$	W/(m <sup>2</sup> ·K)	3.44	1.68	1.35	4.26	4.62
Shading system type	Shutter: 83%, No shading: 17%							
GAINS and VENTILATION	Occupancy density	$O_c$	person/m <sup>2</sup>	0.35	0.23	0.13	0.37	0.55
	Lighting power density	$W_L$	W/m <sup>2</sup>	7.12	2.73	4.75	6.13	10.00
	Equipment power density*	$W_A$	W/m <sup>2</sup>	UNI EN 16798-1 – A.8.3				
	Type of ventilation	Natural: 100%						
	Air exchange rate	$n$	h <sup>-1</sup>	UNI EN 16798-1 – A.3.1				
THERMAL SYSTEMS	Heating system type	Centralized: 100%						
	Heating generator	Traditional boiler: 83%, Condensing boiler: 17%						
	Daily operating time of the heating system *	$t_H$	h	10.00	2.13	7.75	10.00	12.00
	Energy carrier	Natural gas: 83%, Gas oil: 17%						
	Heating emission sub-system	Radiators: 87%, Convectors: 13%						
	Cooling system type	Air-cooled chiller: 67%, Absent: 33%						
	Daily operating time of the cooling system *	$t_c$	h	-	-	-	-	-
	Cooling emission sub-system	Fan coil: 100%						
	DHW system type	Autonomous - detached from heating: 83%, Centralized, coupled with heating: 17%						
	DHW generator	Electric boiler: 83%, Natural gas boiler: 17%						
#Visual inspection (5%), APE (3%), Measured data (2%), Energy audits (1%), Local database (1%)								
* These values were not available in the considered sources, and are thus derived from UNI EN Standards								

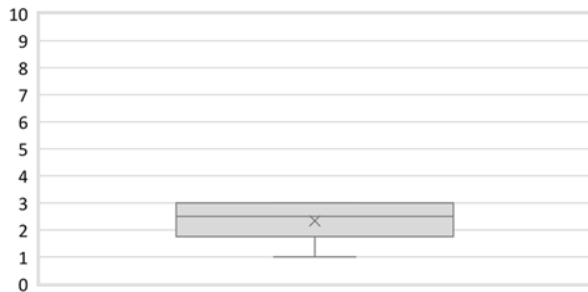


The data can be used for analysis, modeling, and research purposes, as long as it remains unaltered in its original form. Users are free to publish results based on the data, provided they credit the original source.

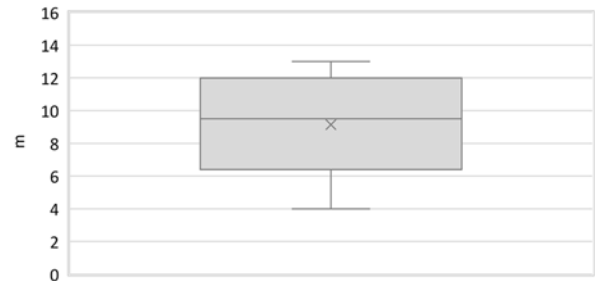
Region:	Sicily, Calabria	Archetype code: EDUC_ 1940-1980_BCDE_SIC_CAL
Building category:	Primary school short staying	
Period of construction:	1940-1980	
Climatic zone:	B-C-D-E	
Number of records:		6

### Numerical variables – GEOMETRY

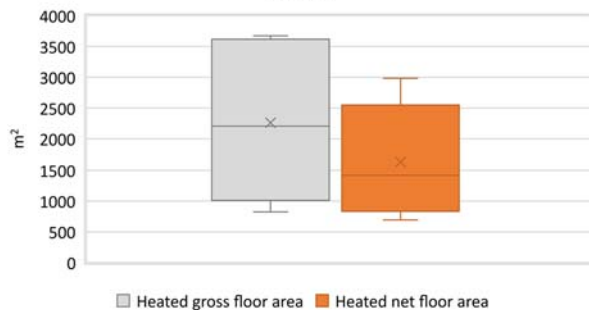
**NUMBER OF FLOORS**



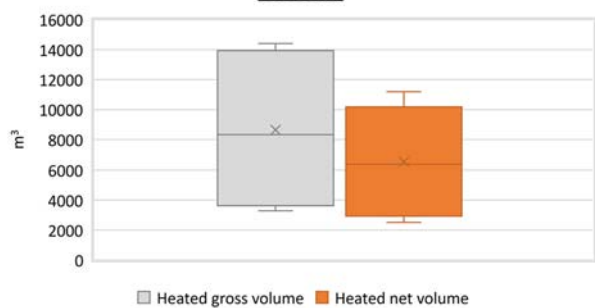
**GROSS HEIGHT**



**AREA**



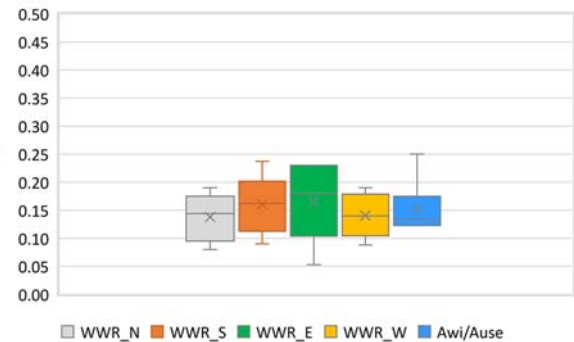
**VOLUME**



**COMPACTNESS RATIO**

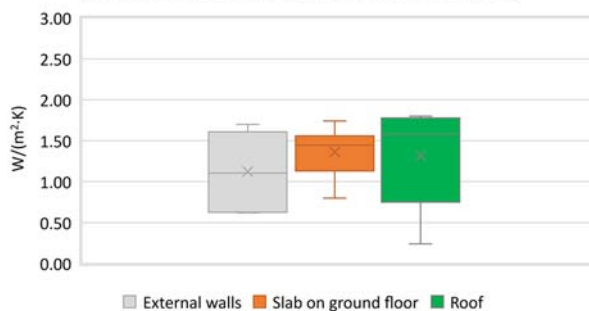


**WINDOWS TO WALL RATIO**

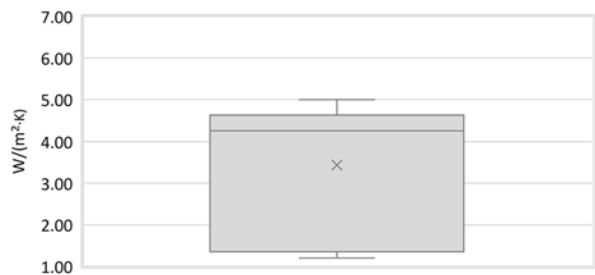


### Numerical variables – ENVELOPE

**OPAQUE BUILDING COMPONENTS U-VALUE**



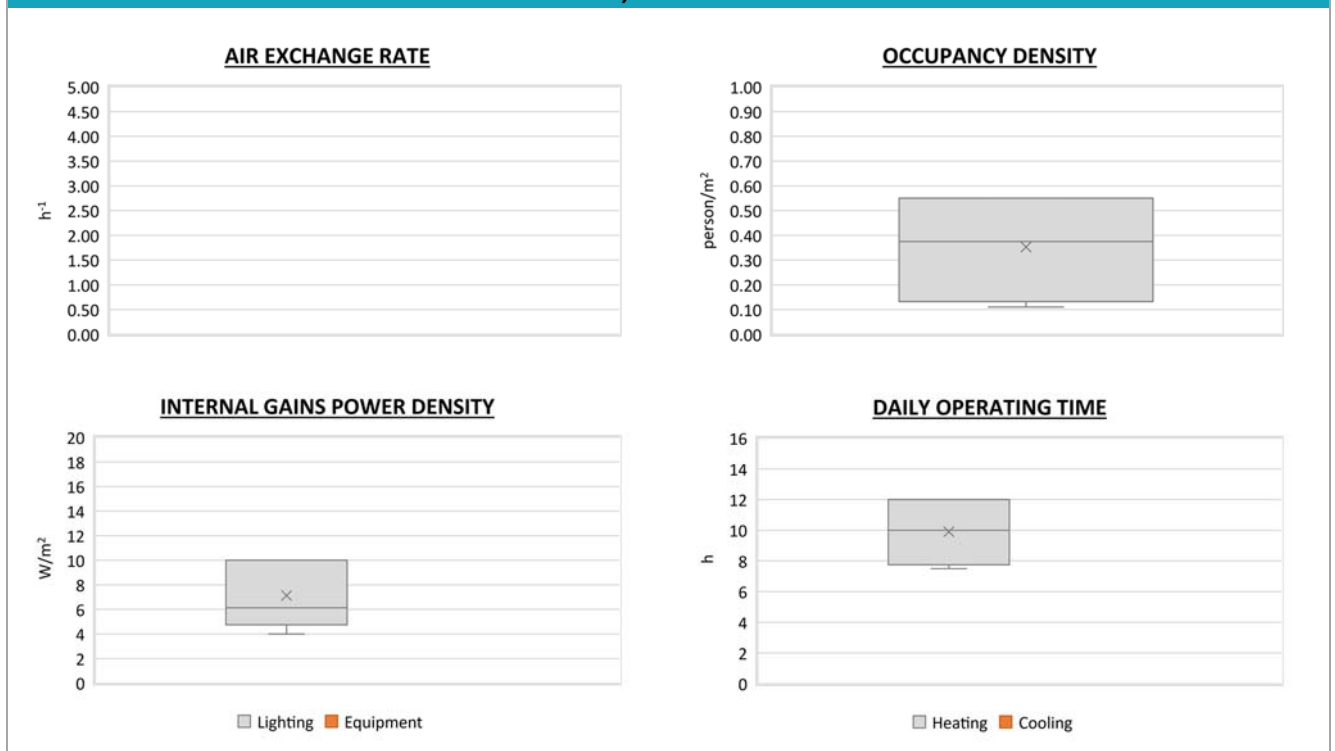
**WINDOWS U-VALUE**



Region:	Sicily, Calabria	Archetype code: EDUC_ 1940-1980_BCDE_SIC_CAL
Building category:	Primary school short staying	
Period of construction:	1940-1980	
Climatic zone:	B-C-D-E	
Number of records:		6

ADDITIONAL DATA								
	Data	Symbol	Unit of measure	Mean value	Standard deviation	Q1 (first quartile)	Median value	Q3 (third quartile)
THERMAL SYSTEMS	Heating efficiency or <i>COP</i>	$\eta_{H,gen}$ or $COP_{H,gen}$	-	This value has to be retrieved from suitable datasheets				
	Total heating power	$P_{H,gen}$	kW	149.23	69.54	95.57	135.50	205.07
	Cooling efficiency or <i>EER</i>	$\eta_{C,gen}$ or $EER_{C,gen}$	-	This value has to be retrieved from suitable datasheets				
	Total cooling power	$P_{C,gen}$	kW	-	-	-	-	-
	Temperature of DHW	$\theta_w$	°C	40.00	0.00	40.00	40.00	40.00
	DHW system power	$P_{W,gen}$	kW	45.11	106.25	1.20	1.35	68.20

### Numerical variables – GAINS, VENTILATION and SYSTEMS USAGE



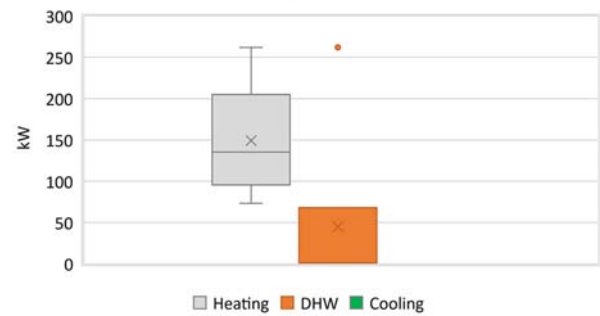
Region:	Sicily, Calabria	Archetype code: EDUC_ 1940-1980_BCDE_SIC_CAL
Building category:	Primary school short staying	
Period of construction:	1940-1980	
Climatic zone:	B-C-D-E	
Number of records:		6

### Additional data: other numerical variables that are not included in the archetype


**DHW SUPPLY TEMPERATURE**



**SYSTEM POWER**



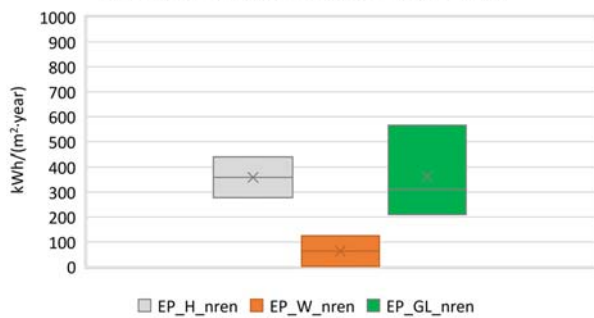
**CO<sub>2</sub> EMISSION**



**HEATING SYSTEM INSTALLATION YEAR**



**NON-RENEWABLE PRIMARY ENERGY USE**



**RENEWABLE PRIMARY ENERGY USE**

