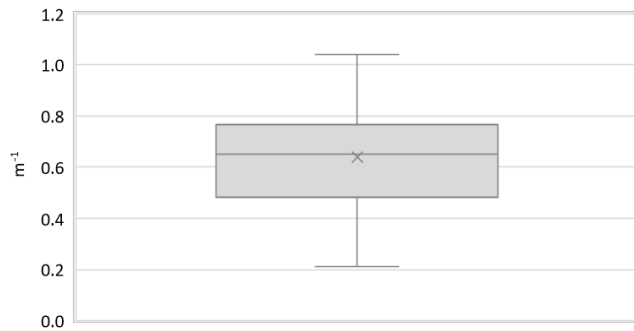


Region:	Trentino Alto Adige						Archetype code: CATR_2011- _E_ TN	
Building category:	Restaurant - Catering							
Period of construction:	>2011							
Climatic zone:	E	Number of records:				65		
Description (the codes associated with walls and slabs refer to the structures described in UNI/TR 11552:2014): External walls: no data available Roof slabs: no data available							Data sources: APE (100%)	
	Data	Symbol	Unit of measure	Mean value	Standard deviation	Q1 (first quartile)	Median value	Q3 (third quartile)
0.7	Number of floors	n_f	-	-	-	-	-	-
	Gross height	H_g	m	-	-	-	-	-
	Footprint area	$A_{\text{footprint}}$	m ²	-	-	-	-	-
	Heated gross floor area	$A_{H,g}$	m ²	-	-	-	-	-
	Heated net floor area	$A_{H,n}$	m ²	244	215	84	164	358
	Heated gross volume	$V_{H,g}$	m ³	-	-	-	-	-
	Heated net volume	$V_{H,n}$	m ³	1194	1063	420	831	1665
	Compactness ratio	$A_{\text{env}}/V_{H,g}$	m ⁻¹	0.64	0.19	0.50	0.65	0.76
	WWR – North orientation	WWR_N	-	-	-	-	-	-
	WWR – South orientation	WWR_S	-	-	-	-	-	-
	WWR – East orientation	WWR_E	-	-	-	-	-	-
	WWR – West orientation	WWR_W	-	-	-	-	-	-
	Window to useful floor area ratio	A_{wi}/A_{use}	-	-	-	-	-	-
ENVELOPE	Roof type	-						
	U-value of the roof	$U_{fi,up}$	W/(m ² ·K)	-	-	-	-	-
	External walls type	-						
	U-value of the wall	U_{wl}	W/(m ² ·K)	-	-	-	-	-
	Slab on ground floor type	-						
	U-value of the floor	$U_{fi,lw}$	W/(m ² ·K)	-	-	-	-	-
	Windows type	-						
	U-value of the windows	U_W	W/(m ² ·K)	-	-	-	-	-
Shading system type	-							
GAINS and VENTILATION	Occupancy density *	O_c	person/m ²	UNI EN 16798-1 - Table A.19				
	Lighting power density *	W_L	W/m ²	UNI EN 16798-1 - A.8.3				
	Equipment power density *	W_A	W/m ²	UNI EN 16798-1 - A.8.3				
	Type of ventilation	Natural: 100%						
	Air exchange rate *	n	h ⁻¹	UNI EN 16798-1				
THERMAL SYSTEMS	Heating system type	Unknown: 52%, Autonomous: 40%, Centralized: 8%						
	Heating generator	Air source heat pump: 39%, Boiler (Unknown type): 31%, Condensing boiler: 14%, Traditional boiler: 5%, DHC: 3%, Fireplace: 3%, Unknown: 3%, Water-source heat pump: 2%						
	Daily operating time of the heating system *	t_H	h	14	-	14	14	14
	Energy carrier	Natural gas: 60%, Electricity: 23%, LPG: 6%, Electricity from PV, wind turbines, hydraulic turbines: 6%, Solid biomass: 3%, District heating: 2%						
	Heating emission sub-system	-						
	Cooling system type	Unknown: 77%, Air-cooled chiller: 21%, Water-cooled chiller: 2%						
	Daily operating time of the cooling system *	t_C	h	-	-	-	-	-
	Cooling emission sub-system	-						
	DHW system type	Autonomous – coupled with heating: 46%, Autonomous - detached from heating: 39%, Centralized – coupled with heating: 6%, Unknown: 6%, District heating: 3%						
	DHW generator	Natural gas boiler: 54%, Electric heat pump: 30%, Electric boiler: 10%, Unknown: 6%						
* These values were not available in the considered sources, and are thus derived from UNI EN Standards								

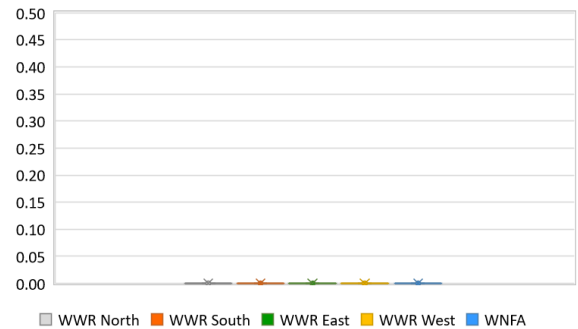
Region:	Trentino Alto Adige	Archetype code: CATR_2011-_E_TN
Building category:	Restaurant - Catering	
Period of construction:	>2011	
Climatic zone:	E	
Number of records:		65

Numerical variables – GEOMETRY

COMPACTNESS RATIO

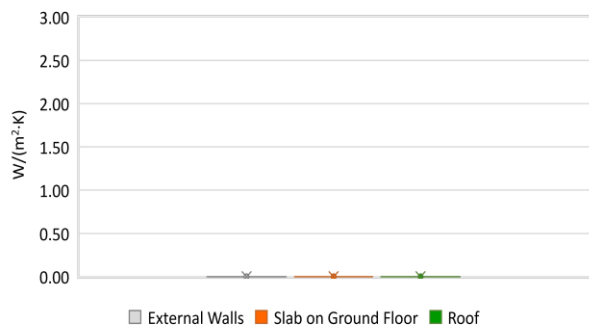


WINDOWS TO WALL RATIO

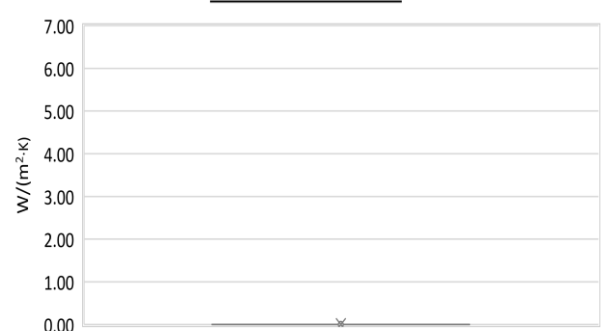


Numerical variables – ENVELOPE

OPAQUE BUILDING COMPONENTS U-VALUE

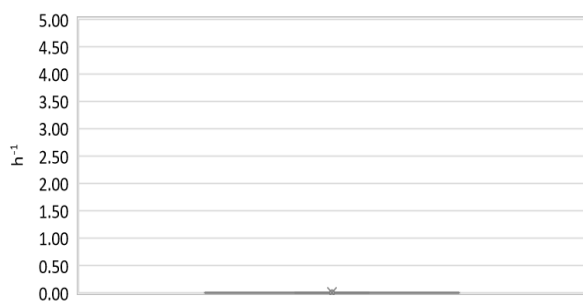


WINDOWS U-VALUE

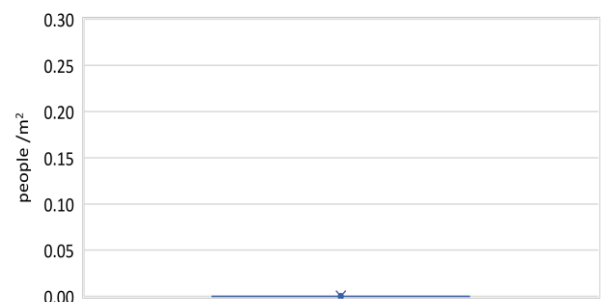


Numerical variables – GAINS, VENTILATION and SYSTEMS USAGE

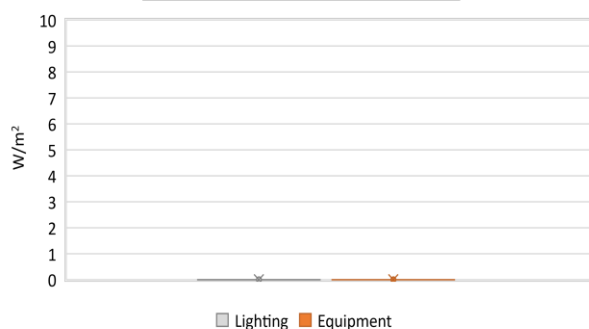
AIR EXCHANGE RATE



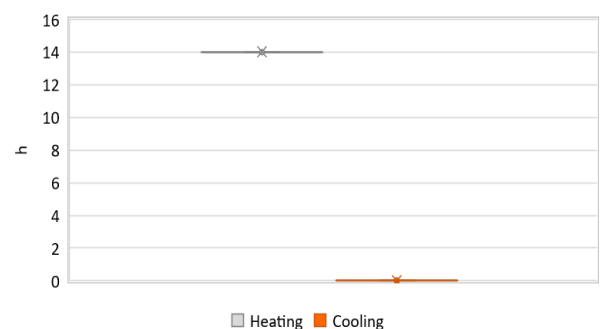
OCCUPANCY DENSITY



INTERNAL GAINS POWER DENSITY



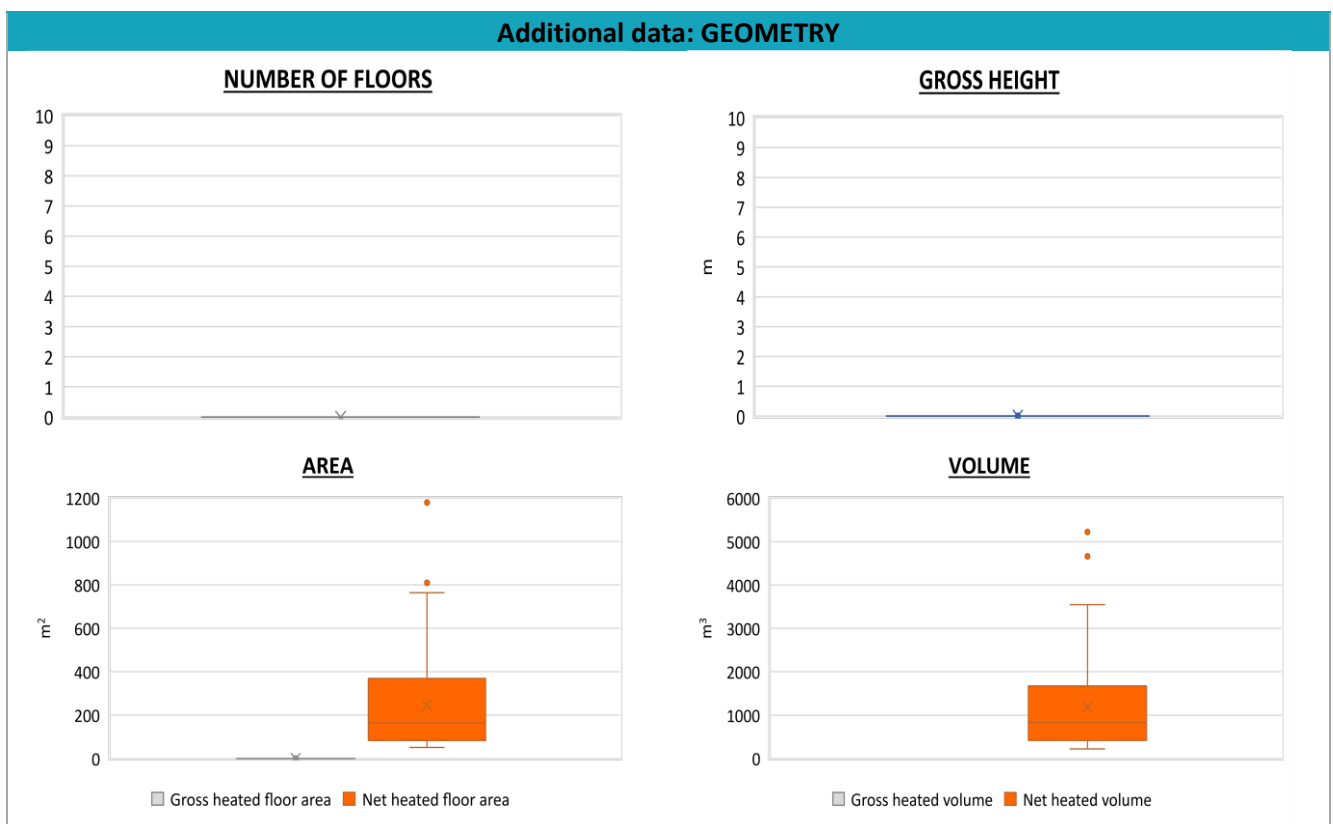
DAILY OPERATING TIME



The data can be used for analysis, modeling, and research purposes, as long as it remains unaltered in its original form. Users are free to publish results based on the data, provided they credit the original source.

Region:	Trentino Alto Adige			Archetype code: CATR_2011_E_TN
Building category:	Restaurant - Catering			
Period of construction:	>2011			
Climatic zone:	E	Number of records:	65	

ADDITIONAL DATA								
	Data	Symbol	Unit of measure	Mean value	Standard deviation	Q1 (first quartile)	Median value	Q3 (third quartile)
THERMAL SYSTEMS	Heating efficiency or <i>COP</i>	$\eta_{H,gen}$ or $COP_{H,gen}$	-	This value has to be retrieved from suitable datasheets				
	Total heating power	$P_{H,gen}$	kW	96	240	25	32	53
	Cooling efficiency or <i>EER</i>	$\eta_{C,gen}$ or $EER_{C,gen}$	-	This value has to be retrieved from suitable datasheets				
	Total cooling power	$P_{C,gen}$	kW	48	42	12	39	81
	Temperature of DHW	ϑ_W	°C	40	-	40	40	40
	DHW system power	$P_{W,gen}$	kW	-	-	-	-	-



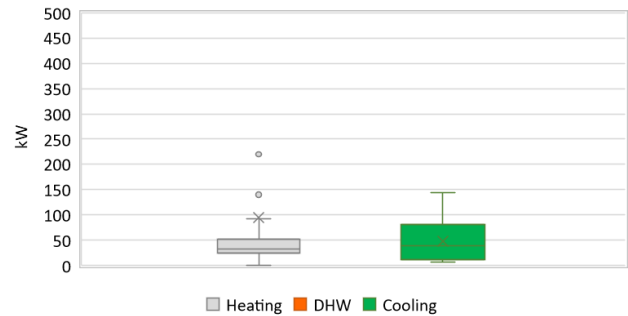
Region:	Trentino Alto Adige	Archetype code: CATR_2011-_E_TN
Building category:	Restaurant - Catering	
Period of construction:	>2011	
Climatic zone:	E	
Number of records:		65

Additional data: other numerical variables that are not included in the archetype

DHW SUPPLY TEMPERATURE



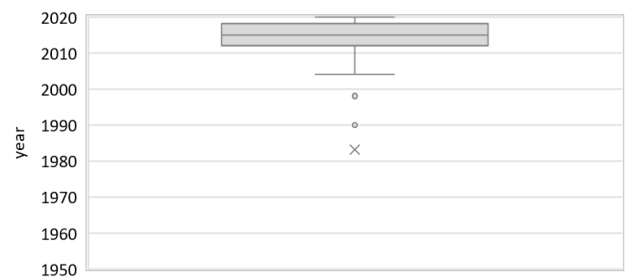
SYSTEM POWER



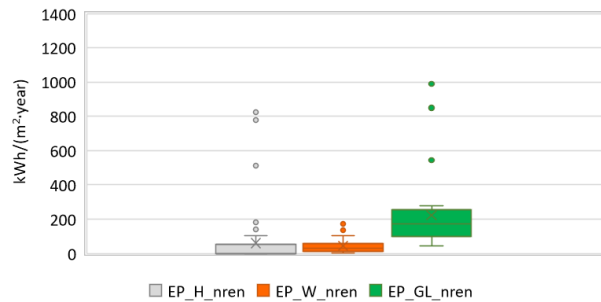
CO₂ EMISSION



HEATING SYSTEM INSTALLATION YEAR



NON-RENEWABLE PRIMARY ENERGY USE



RENEWABLE PRIMARY ENERGY USE

