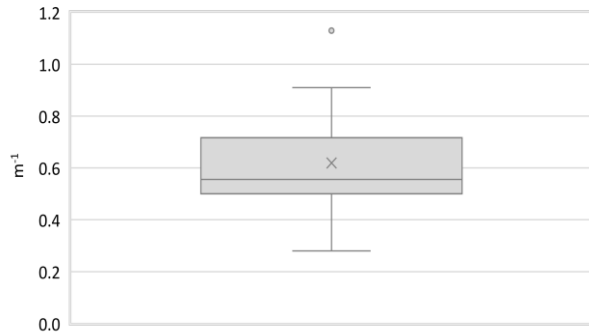


Region:	Trentino Alto Adige						Archetype code: CATR_1961-1970_E_TN	
Building category:	Restaurant - Catering							
Period of construction:	1961-1970							
Climatic zone:	E	Number of records:		64				
Description (the codes associated with walls and slabs refer to the structures described in UNI/TR 11552:2014): External walls: no data available Roof slabs: no data available							Data sources: APE (100%)	
	Data	Symbol	Unit of measure	Mean value	Standard deviation	Q1 (first quartile)	Median value	Q3 (third quartile)
BUILDING GEOMETRY	Number of floors	n_f	-	-	-	-	-	-
	Gross height	H_g	m	-	-	-	-	-
	Footprint area	$A_{\text{footprint}}$	m ²	-	-	-	-	-
	Heated gross floor area	$A_{H,g}$	m ²	-	-	-	-	-
	Heated net floor area	$A_{H,n}$	m ²	154	168	74	98	147
	Heated gross volume	$V_{H,g}$	m ³	-	-	-	-	-
	Heated net volume	$V_{H,n}$	m ³	656	684	308	441	656
	Compactness ratio	$A_{\text{env}}/V_{H,g}$	m ⁻¹	0.64	0.16	0.55	0.62	0.73
	WWR – North orientation	WWR_N	-	-	-	-	-	-
	WWR – South orientation	WWR_S	-	-	-	-	-	-
	WWR – East orientation	WWR_E	-	-	-	-	-	-
	WWR – West orientation	WWR_W	-	-	-	-	-	-
	Window to useful floor area ratio	A_{wi}/A_{use}	-	-	-	-	-	-
	ENVELOPE	Roof type	-					
U-value of the roof		$U_{fi,up}$	W/(m ² ·K)	-	-	-	-	-
External walls type		-						
U-value of the wall		U_{wl}	W/(m ² ·K)	-	-	-	-	-
Slab on ground floor type		-						
U-value of the floor		$U_{fi,lw}$	W/(m ² ·K)	-	-	-	-	-
Windows type		-						
U-value of the windows		U_W	W/(m ² ·K)	-	-	-	-	-
Shading system type	-							
GAINS and VENTILATION	Occupancy density *	O_c	person/m ²	UNI EN 16798-1 - Table A.19				
	Lighting power density *	W_L	W/m ²	UNI EN 16798-1 - A.8.3				
	Equipment power density *	W_A	W/m ²	UNI EN 16798-1 - A.8.3				
	Type of ventilation	Natural: 100%						
	Air exchange rate *	n	h ⁻¹	UNI EN 16798-1				
THERMAL SYSTEMS	Heating system type	Unknown: 50%, Autonomous: 34%, Centralized:16%						
	Heating generator	Boiler (Unknown): 48%, Traditional boiler: 14%, Unknown: 14%, Condensing boiler: 13%, DHC: 8% Air source heat pump: 3%						
	Daily operating time of the heating system *	t_H	h	14	-	14	14	14
	Energy carrier	Natural gas: 79%, Gas Oil: 9%, LPG: 6% , Solid biomass: 2%, Electricity: 2%, District heating: 2%						
	Heating emission sub-system	-						
	Cooling system type	Unknown: 86%, Air-cooled chiller: 14%						
	Daily operating time of the cooling system *	t_C	h	-	-	-	-	-
	Cooling emission sub-system	-						
	DHW system type	Autonomous – coupled with heating: 36%, Autonomous - detached from heating: 34%, Unknown: 19%, Centralized – coupled with heating: 8%, District heating: 3%						
	DHW generator	Natural gas boiler: 45%, Electric heat pump: 23%, Unknown: 19%, Electric boiler: 13%						
	* These values were not available in the considered sources, and are thus derived from UNI EN Standards							

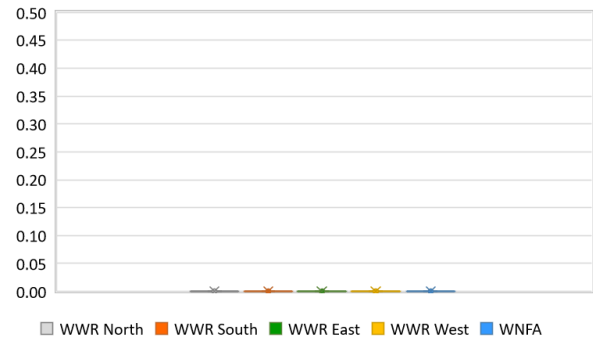
Region:	Trentino Alto Adige			Archetype code: CATR_1961-1970_E_TN
Building category:	Restaurant - Catering			
Period of construction:	1961-1970			
Climatic zone:	E	Number of records:	64	

Numerical variables – GEOMETRY

COMPACTNESS RATIO

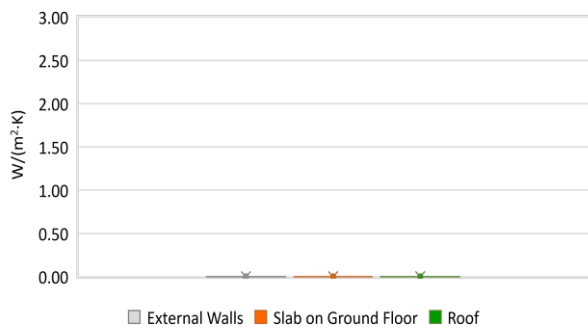


WINDOWS TO WALL RATIO

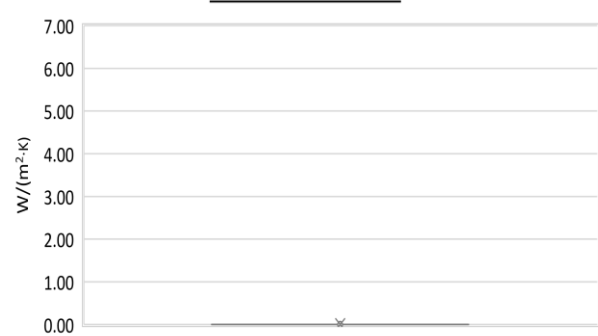


Numerical variables – ENVELOPE

OPAQUE BUILDING COMPONENTS U-VALUE

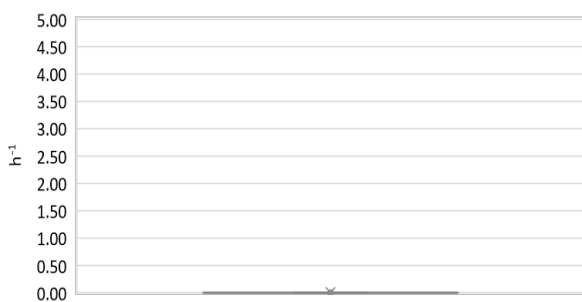


WINDOWS U-VALUE



Numerical variables – GAINS, VENTILATION and SYSTEMS USAGE

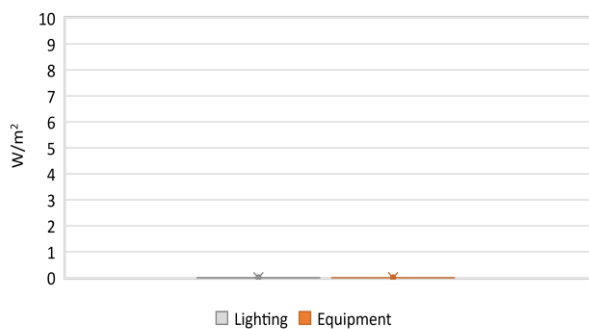
AIR EXCHANGE RATE



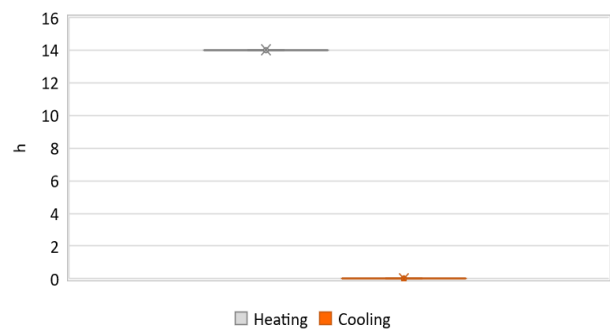
OCCUPANCY DENSITY



INTERNAL GAINS POWER DENSITY



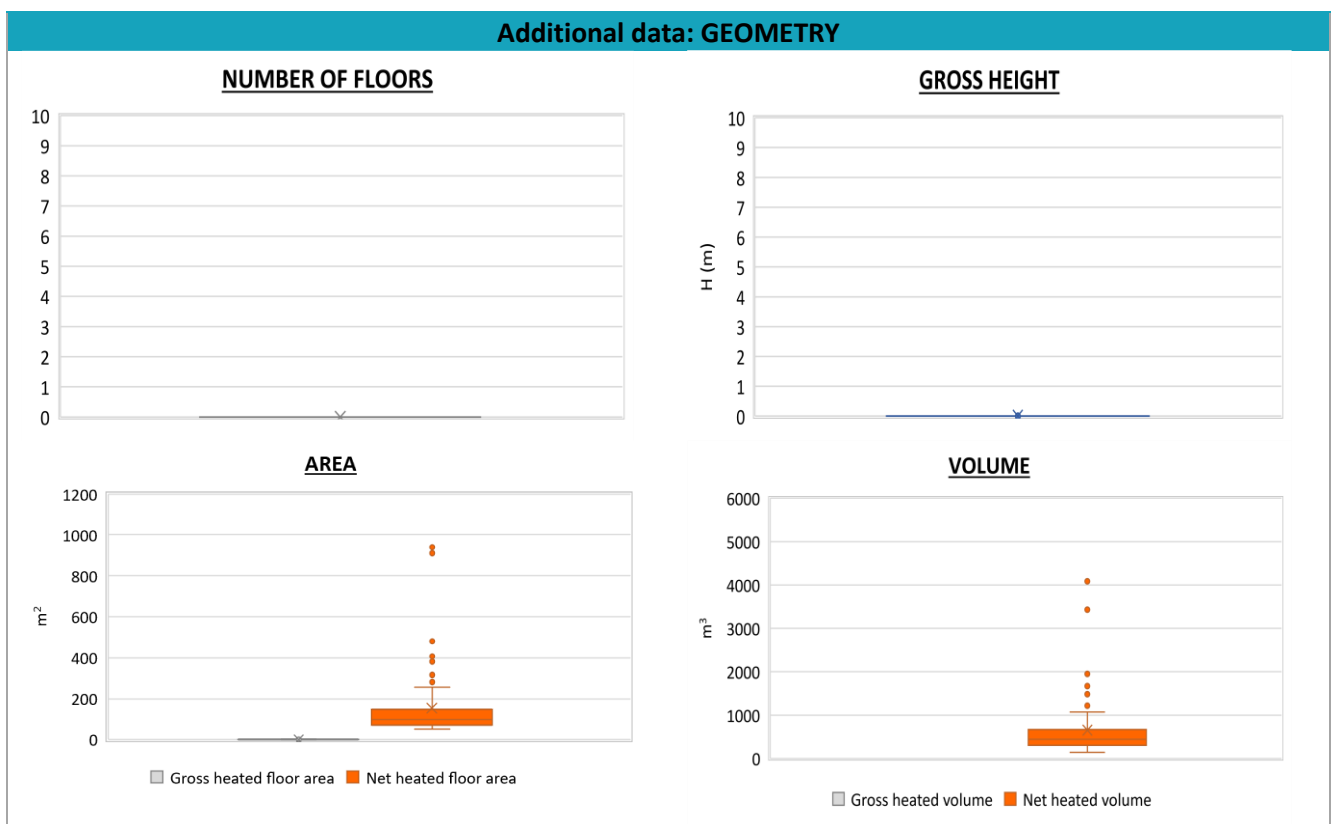
DAILY OPERATING TIME



The data can be used for analysis, modeling, and research purposes, as long as it remains unaltered in its original form. Users are free to publish results based on the data, provided they credit the original source.

Region:	Trentino Alto Adige			Archetype code: CATR_1961-1970_E_TN
Building category:	Restaurant - Catering			
Period of construction:	1961-1970			
Climatic zone:	E	Number of records:	64	

ADDITIONAL DATA								
	Data	Symbol	Unit of measure	Mean value	Standard deviation	Q1 (first quartile)	Median value	Q3 (third quartile)
THERMAL SYSTEMS	Heating efficiency or <i>COP</i>	$\eta_{H,gen}$ or $COP_{H,gen}$	-	This value has to be retrieved from suitable datasheets				
	Total heating power	$P_{H,gen}$	kW	73	138	26	30	50
	Cooling efficiency or <i>EER</i>	$\eta_{C,gen}$ or $EER_{C,gen}$	-	This value has to be retrieved from suitable datasheets				
	Total cooling power	$P_{C,gen}$	kW	9	4	6	7	11
	Temperature of DHW	ϑ_W	°C	40	-	40	40	40
	DHW system power	$P_{W,gen}$	kW	-	-	-	-	-



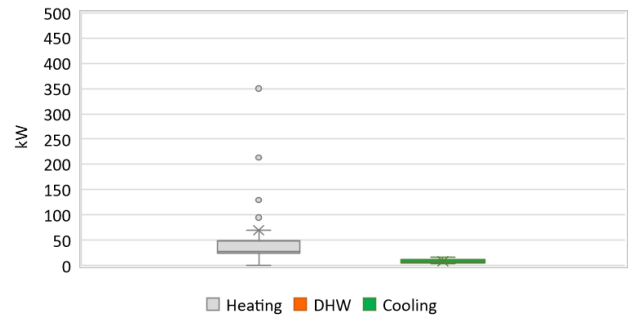
Region:	Trentino Alto Adige	Archetype code: CATR_1961-1970_E_TN
Building category:	Restaurant - Catering	
Period of construction:	1961-1970	
Climatic zone:	E	
Number of records:		64

Additional data: other numerical variables that are not included in the archetype

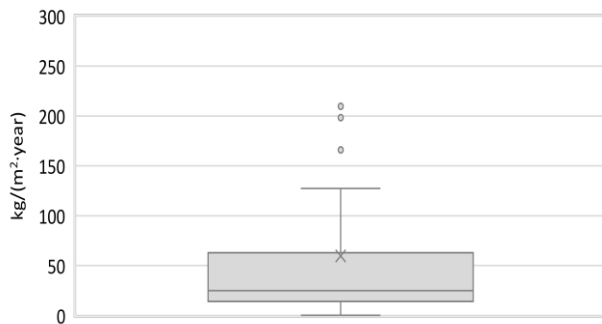
DHW SUPPLY TEMPERATURE



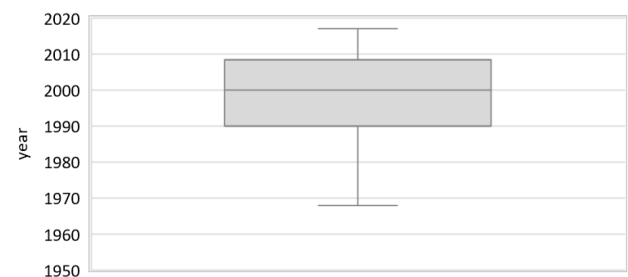
SYSTEM POWER



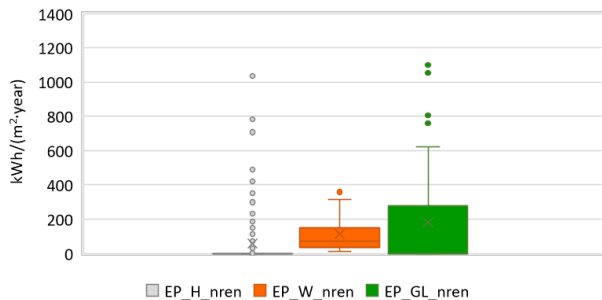
CO₂ EMISSION



HEATING SYSTEM INSTALLATION YEAR



NON-RENEWABLE PRIMARY ENERGY USE



RENEWABLE PRIMARY ENERGY USE

